

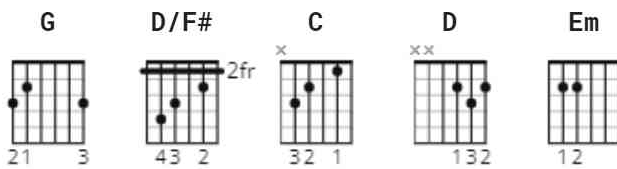
Wonderful Tonight Chords by Eric Clapton

Difficulty: intermediate

Tuning: E A D G B E

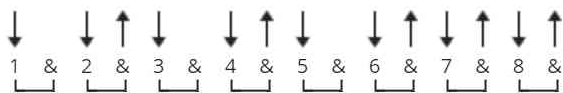
Key: G

CHORDS



STRUMMING

96 bpm




Chord Voicings for slash chord

E-A-D-G-B-e

D/F# 2-x-0-2-3-x (no barre)

2-x-0-2-3-2 (no barre)

[Intro]



Picking pattern for G, D/F# and Em: 6,4,3,4,2,3,4,3 For C:5,4,3,4,2,3,4,3 For D: 4,3,2,3,1,2,3,2

[Verse 1]

G D/F# C D
It's late in the evening, she's wondering what clothes to wear.
G D/F# C D
She puts on her make-up, and brushes her long blonde hair.
C D G D/F# Em
And then she asks me "Do I look all right?"
C D G
And I say "Yes, you look wonderful tonight!"

G **D/F#** **C** **D**
e|-----7-8-10/12\10~|
B|-10br-8-10-10br-8----10br-8-10-----|
G|-----9-----|
D|-----|
A|-----|
E|-----|

[Verse 2]

G **D/F#** **C** **D**
We'd go to party, and everyone turns to see
G **D/F#** **C** **D**
This beautiful lady, that's walking around with me.
C **D** **G** **D/F#** **Em**
And then she asks me: "Do you feel all right?"
 C **D** **G**
And I say: "Yes, I feel wonderful tonight!"

e|-----10h12-10~|
B|-8h10-10/12-12-----|
G|-----|
D|-----|
A|-----|
E|-----|

[Bridge]

C **D** **G** **D/F#** **Em**
I feel wonderful because I see the love light in your eyes,
 C **D** **C** **D**
And the wonder of it all is that you just don't realise,
 G
How much I love you!

G **D/F#** **C** **D**
e|-----7-8-10/12\10~|
B|-10br-8-10-10br-8----10br-8-10-----|
G|-----9-----|
D|-----| repeat
A|-----|
E|-----|

[Verse 3]

G **D/F#** **C** **D**
It's time to go home now, and I've got an aching head
G **D/F#** **C** **D**
So I give her the car keys, and she helps me to bed.
C **D** **G** **D/F#** **Em**
And then I tell her, as I turn off the light:
 C **D** **G** **D/F#** **Em**
I say: "My darling, you were wonderful tonight!"
 D/F# **Em** **C** **D** **G**
 Oh my darling, you were wonderful tonight."

```

e|-----10-----1
B|-10br-8-10br-8-----10br-8-10--10b--r-8-----
G|-----9-----9-----
D|-----
A|-----
E|-----
0b-10b-10br-7|
-----|
-----|
-----|
-----|
-----|

```

```

G          D/F#      C          D          G
e|-----7-8-10/12\10~|
B|-10br-8-10-10br-8---10br-8-10-----|
G|-----9-----|
D|-----|
A|-----|
E|-----|

```

```

| b   Bend
| r   Release
| h   Hammer-on
| p   Pull-off
| \   Slide down
| /   Slide up

```
